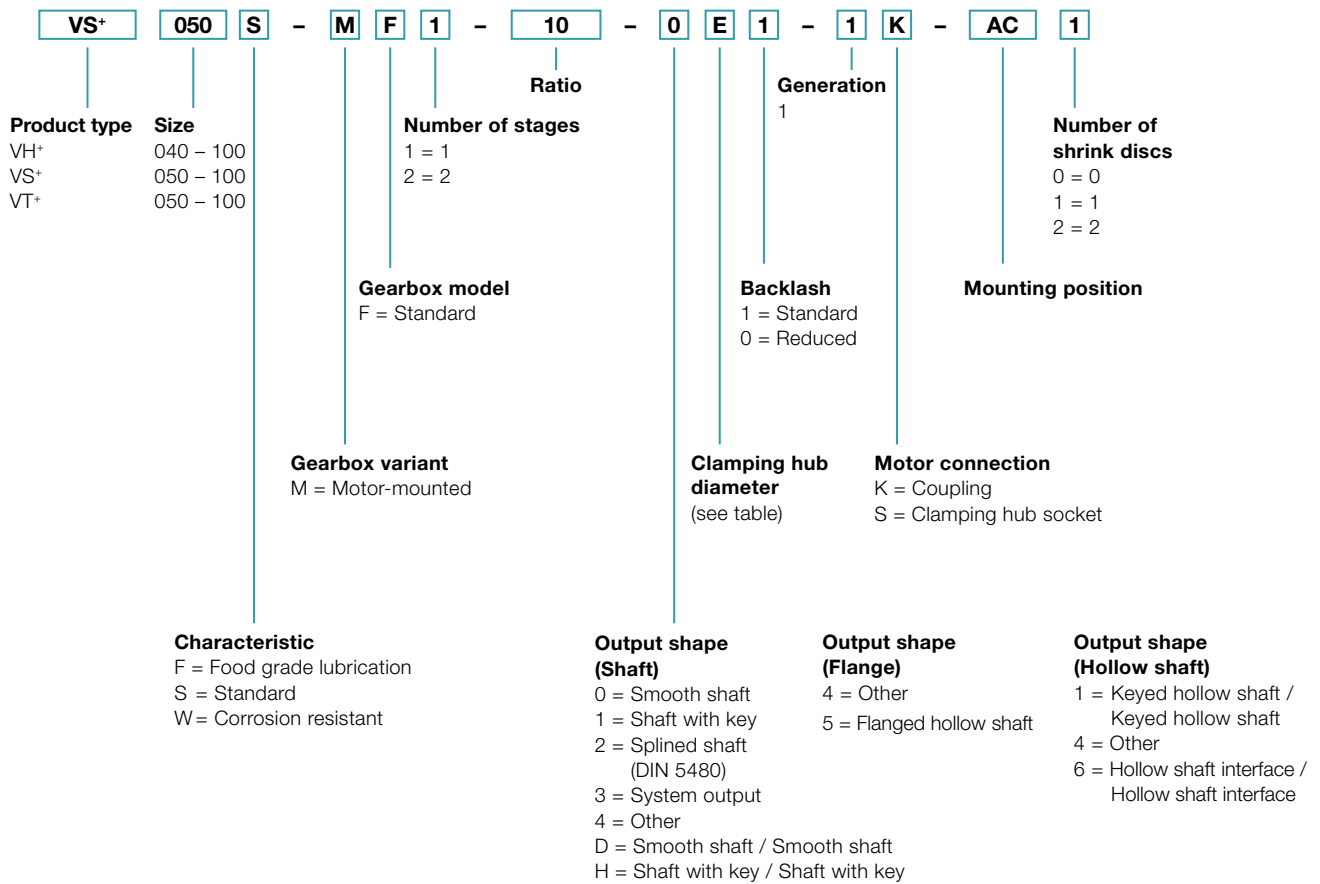



Ordering code – Worm gearboxes




Mounting positions and clamping hub diameters

Mounting position (only relevant for oil volume)

Output side A:
View of motor interface,
Output left
Only valid for VS⁺, VT⁺



Output side B:
View of motor interface,
Output right
Only valid for VS⁺, VT⁺



For VH⁺ and VS⁺ with dual-shaft output or hollow shaft, A and B in the mounting position must be replaced with 0 (zero).

Clamping hub diameter

(see technical data sheet for possible diameters)

Code letter	mm	Code letter	mm
B	11	I	32
C	14	K	38
E	19	M	48
G	24	N	55
H	28	O	60

Intermediate diameters possible in combination with a bushing with a minimum thickness of 1 mm.